



HAMMOCK

S01063-P241







Men's cargo trousers in stretch technical linen blend fabric. Waistband with soft internal elastic and visible drawstring for easy adjustment. Drawcord with flat rubber-covered tip. French front pockets, one featuring a practical coin pocket. Two practical side pockets with flap closure featuring concealed 4-hole buttons, one with comfortable internal elastic pen holder. Shaped patch back pockets with iconic tone-on-tone Payper propeller.



COMPOSITION: 45%POLYESTER 19%COTTON 17%VISCOSE 8%LINEN
 8%LYOCELL 3%ELASTAN
 APPEARANCE: TECHNO STRETCH LINEN
 WEIGHT: 170 GR/MQ
 SIZES: XS-S-M-L-XL-XXL-3XL
 PACK: 1/40
 HS CODE: 62034319
 MADE IN: CN

COLORS

			
DARK NIGHT BLUE 08079	KHAKI 11006	IRON GREY 13067	BLACK 14000



CHARACTERISTICS



WASHING INSTRUCTIONS



Sheet relating to the qualities and environmental characteristics of the product

% recycled material	-
Recyclability	-
Presence of plastic microfibres	-
Presence of hazardous substances	Does not contain hazardous substances
Weaving	CN CINA
Dyeing	CN CINA
Garment construction	CN CINA

Sheet relating to the qualities and environmental characteristics of the packaging

% recycled material	100
Recyclability	-
Presence of hazardous substances	Does not contain hazardous substances



Workleisure & Professional - Bottoms

International sizes		XXS	XS	S	M	L	XL	XXL	3XL	4XL	5XL
IT - DE		38/40	42/44	46/48	50	52	54	56/58	60/62	64/66	68/70
FR - ES		34/36	38/40	42/44	46	48	50	52/54	56/58	60/62	64/66
UK		30/31	33/34	36/38	39	41	42	44/46	47/48	50/52	53/55
Waist	(B) - cm	66 - 70	73 - 76	80 - 84	85 - 88	89 - 92	94 - 98	100 - 105	108 - 113	116 - 120	124 - 128
	(B) - in	26 - 27	28 - 29	31 - 32	33 - 34	35 - 36	37 - 38	39 - 41	42 - 44	45 - 47	48 - 50
Hips	(C) - cm	81 - 86	88 - 92	95 - 99	101 - 104	105 - 109	110 - 114	115 - 120	124 - 128	132 - 136	140 - 144
	(C) - in	32 - 33	34 - 36	37 - 38	39 - 40	41 - 42	43 - 44	45 - 46	48 - 50	51 - 53	54 - 56
Inside leg	(D) - cm	84	85	86	86	87	87	88	88	88	89
	(D) - in	33	33	33	33	34	34	34	34	34	35
Height	(E) - cm	170/181			175/187			175/189			
	(E) - in	67/71			69/73			69/75			

cm = centimeters - in = inches

FIND OUT MORE, SCAN HERE

