



AMBER MESH LADY

S00750-P179



Women's short-sleeved work coat with a mandarin collar, made of cotton poplin, polyester and Lycra® T400®, combined with a comfortable mesh fabric on the back, to ensure maximum breathability and freedom of movement. Double-breasted closure with snap buttons, flap that can be folded and fixed to the chest by fastening to a visible button, creating the effect of a tailored lapel and an innovative V-neck. Contrasting colour on the sleeve hems and pocket edges. Two patch pockets at the bottom, one of which has a smartphone holder. Iconic Payper tone-on-tone embroidered propeller on the sleeve. Tuck pleats on the back.



COMPOSITION: 58% COTTON + 14 % POLYESTER + 28% ELASTOMULTIESTER

APPEARANCE: POPLIN

WEIGHT: 125 GR/MQ





SIZES: XS-S-M-L-XL-XXL-3XL

PACK: 1/50

HS CODE: 62114210

MADE IN: PK

COLORS

			
WHITE/BLACK 00011	SHADOW ROSE/SUMMER VIOLET 05019	LILAC/WHITE 06014	EMERALD GREEN/GREEN 07066



BLACK/WHITE
14003




CHARACTERISTICS



COOLMAX



WASHING INSTRUCTIONS



CERTIFICATIONS





Sheet relating to the qualities and environmental characteristics of the product

% recycled material	-
Recyclability	-
Presence of plastic microfibres	-
Presence of hazardous substances	Does not contain hazardous substances
Weaving	PK PAKISTAN
Dyeing	PK PAKISTAN
Garment construction	PK PAKISTAN

Sheet relating to the qualities and environmental characteristics of the packaging

% recycled material	100
Recyclability	-
Presence of hazardous substances	Does not contain hazardous substances



Workleisure & Professional - Tops

International sizes		XS	S	M	L	XL	XXL	3XL	
IT		38/40	42	44	46	48/50	52/54	56/58	
FR - ES		34/36	38	40	42	44/46	48/50	52/54	
DE		32/34	36	38	40	42/44	46/48	50/52	
UK		6/8	10	12	14	16/18	20/22	24/26	
Collar	(G) - cm	37	38	39	40	41	42	43	
	(G) - in	14½	15	15½	15¾	16	16½	17	
Bust	(A) - cm	80 - 84	86 - 88	90 - 92	94 - 96	99 - 104	107 - 112	115 - 120	
	(A) - in	31 - 32	33 - 34	35 - 36	37 - 38	39 - 41	42 - 44	45 - 47	
Waist	(B) - cm	62 - 66	68 - 70	72 - 74	76 - 78	81 - 86	89 - 94	97 - 104	
	(B) - in	24 - 25	26 - 27	28 - 29	30 - 31	32 - 33	35 - 37	38 - 40	
Hips	(C) - cm	88 - 92	94 - 96	98 - 100	102 - 104	107 - 112	115 - 120	123 - 128	
	(C) - in	34 - 35	36 - 38	38 - 39	40 - 41	42 - 44	45 - 47	48 - 50	
Height	(E) - cm	160/175				168/185			
	(E) - in	63/69				66/73			

cm = centimeters - in = inches

FIND OUT MORE, SCAN HERE

