



UCLA 16L

S00890-P178







Backpack equipped with a large main compartment that can be closed with a zip and a large front pocket with a zip. Two side pockets for objects. Internal pocket. Padded shoulder straps and back panel for extra comfort. Band to facilitate insertion on trolley. Dimensions: 31x12x43 cm. Capacity: 16 LITRES

COMPOSITION: 100% POLYESTER
 APPEARANCE: PU COATED OXFORD FABRIC
 WEIGHT: 240 GR/MQ
 SIZES: U
 PACK: 1/10
 HS CODE: 42029291
 MADE IN: CN



COLORS

			
BLACK/RED 14010	BLACK/BLACK 14018	BLACK/FLUORESCENT YELLOW 14053	BLACK/FLUORESCENT ORANGE 14055



BLACK/FLUORESCENT GREEN
14056



CHARACTERISTICS



WASHING INSTRUCTIONS



Sheet relating to the qualities and environmental characteristics of the product

% recycled material	-
Recyclability	-
Presence of plastic microfibres	Releases plastic microfibres into the environment during washing
Presence of hazardous substances	Does not contain hazardous substances
Weaving	CN CINA
Dyeing	CN CINA
Garment construction	CN CINA

Sheet relating to the qualities and environmental characteristics of the packaging

% recycled material	100
Recyclability	-
Presence of hazardous substances	Does not contain hazardous substances



Casual&Workwear - Tops

International sizes		XXS		XS		S		M		L		XL		XXL		3XL		4XL		5XL	
IT - DE		36	38	40	42	44	46	48	50	52	54	56	58	60	62	64	66	68	70	72	74
FR - ES		32	34	36	38	40	42	44	46	48	50	52	54	56	58	60	62	64	66	68	70
UK		29	30	31	33	34	36	38	39	41	42	44	46	47	48	50	52	53	55	56	58
Collar	(G) - cm	37	37	38	38	39	39	40	40	41	41	42,5	42,5	44	44	45	45	46	46	47	47
	(G) - in	14½	14½	15	15	15½	15½	15¾	15¾	16	16	16¾	16¾	17¼	17¼	17¾	17¾	18	18	18½	18½
Chest	(A) - cm	72	76	80	84	88	92	96	100	104	108	112	116	120	124	128	132	136	140	144	148
	(A) - in	28	30	31	33	34	36	38	39	41	42	44	46	47	48	50	52	53	55	56	58
Waist	(B) - cm	64	68	72	74	76	80	84	88	92	96	100	104	108	112	116	120	124	128	132	136
	(B) - in	25	27	28	29	30	32	33	34	36	38	40	41	43	45	46	48	49	51	52	54
Height	(E) - cm	170/181						175/187						175/189							
	(E) - in	67/71						69/73						69/75							

FIND OUT MORE, SCAN HERE

