

DUKE 26L

S00868-P175












Backpack with a large main compartment that can be closed with a zip, an internal lining to hold a 14-inch laptop, a mesh pocket with a zip and a smaller front pocket with a hidden zip. Adjustable, padded shoulder straps and back panel for extra comfort. Handle for greater convenience. Dimensions: 43 x 34 x 17 cm. Capacity 26 L.



COMPOSITION: 100% POLYESTER
 APPEARANCE: PU COATED OXFORD FABRIC
 WEIGHT: 300 GR/MQ
 SIZES: U
 PACK: 1/20
 HS CODE: 42029291
 MADE IN: CN

COLORS

			
RED 03000	BORDEAUX 04000	FUCHSIA 05002	FOREST GREEN 07056
			
DENIM BLUE 08003	NAVY BLUE 08007	CAMOUFLAGE 12000	ASH GREY 13004
			



CHARACTERISTICS



WASHING INSTRUCTIONS



Sheet relating to the qualities and environmental characteristics of the product

% recycled material	-
Recyclability	-
Presence of plastic microfibres	Releases plastic microfibres into the environment during washing
Presence of hazardous substances	Does not contain hazardous substances
Weaving	CN CINA
Dyeing	CN CINA
Garment construction	CN CINA

Sheet relating to the qualities and environmental characteristics of the packaging

% recycled material	100
Recyclability	-
Presence of hazardous substances	Does not contain hazardous substances



Casual&Workwear - Tops

International sizes	XXS		XS		S		M		L		XL		XXL		3XL		4XL		5XL		
IT - DE	36	38	40	42	44	46	48	50	52	54	56	58	60	62	64	66	68	70	72	74	
FR - ES	32	34	36	38	40	42	44	46	48	50	52	54	56	58	60	62	64	66	68	70	
UK	29	30	31	33	34	36	38	39	41	42	44	46	47	48	50	52	53	55	56	58	
Collar	(G) - cm	37	37	38	38	39	39	40	40	41	41	42,5	42,5	44	44	45	45	46	46	47	47
	(G) - in	14½	14½	15	15	15½	15½	15¾	15¾	16	16	16¾	16¾	17¼	17¼	17¾	17¾	18	18	18½	18½
Chest	(A) - cm	72	76	80	84	88	92	96	100	104	108	112	116	120	124	128	132	136	140	144	148
	(A) - in	28	30	31	33	34	36	38	39	41	42	44	46	47	48	50	52	53	55	56	58
Waist	(B) - cm	64	68	72	74	76	80	84	88	92	96	100	104	108	112	116	120	124	128	132	136
	(B) - in	25	27	28	29	30	32	33	34	36	38	40	41	43	45	46	48	49	51	52	54
Height	(E) - cm	170/181						175/187						175/189							
	(E) - in	67/71						69/73						69/75							

FIND OUT MORE, SCAN HERE

