

## SUPREME SS

S00632-P143



Men's chef jacket with mandarin collar made of cotton twill and Lycra® T400®, with excellent elastic and breathable properties. Central closure with snap buttons. Short sleeves with hem, mesh fabric lunette under the armhole, to facilitate breathability. Iconic shaped patch on the left shoulder, with tone-on-tone propeller embroidery, complete with pen pocket. Chest pocket and practical smartphone holder pocket at the waist. Vertical slits in the lower back to facilitate movement.



COMPOSITION: 58% COTON 42% ELASTOMULTIESTER

APPEARANCE: TWILL

WEIGHT: 160 GR/MQ





SIZES: XS-S-M-L-XL-XXL-3XL-4XL-5XL

PACK: 1/20

HS CODE: 62033210

MADE IN: PK

### COLORS

			
<p>WHITE 0000</p>	<p>BORDEAUX 0400</p>	<p>IRON GREY 13067</p>	<p>BLACK 14000</p>



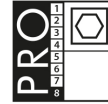
CHARACTERISTICS



COOLMAX



WASHING INSTRUCTIONS



CERTIFICATIONS

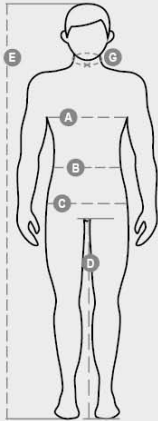


**Sheet relating to the qualities and environmental characteristics of the product**

% recycled material	-
Recyclability	-
Presence of plastic microfibres	-
Presence of hazardous substances	Does not contain hazardous substances
Weaving	PK PAKISTAN
Dyeing	PK PAKISTAN
Garment construction	PK PAKISTAN

**Sheet relating to the qualities and environmental characteristics of the packaging**

% recycled material	100
Recyclability	-
Presence of hazardous substances	Does not contain hazardous substances



Workleisure & Professional - Tops

International sizes		XXS	XS	S	M	L	XL	XXL	3XL	4XL	5XL
IT - DE		38/40	42/44	46/48	50	52	54	56/58	60/62	64/66	68/70
FR - ES		34/36	38/40	42/44	46	48	50	52/54	56/58	60/62	64/66
UK		30/31	33/34	36/38	39	41	42	44/46	47/48	50/52	53/55
Collar	(G) - cm	38	39	40	40	41	41	42,5	44	45	46
	(G) - in	15	15½	15¾	15¾	16	16	16¾	17¼	17¾	18
Chest	(A) - cm	77 - 81	84 - 88	91 - 95	96 - 100	101 - 105	106 - 110	112 - 116	120 - 124	128 - 132	136 - 140
	(A) - in	30 - 31	32 - 34	35 - 37	38 - 39	39 - 40	41 - 43	44 - 45	47 - 48	50 - 51	53 - 55
Waist	(B) - cm	66 - 70	73 - 76	80 - 84	85 - 88	89 - 92	94 - 98	100 - 105	108 - 113	116 - 120	124 - 128
	(B) - in	26 - 27	28 - 29	31 - 32	33 - 34	35 - 36	37 - 38	39 - 41	42 - 44	45 - 47	48 - 50
Height	(E) - cm	170/181			175/187			175/189			
	(E) - in	67/71			69/73			69/75			

cm = centimeters - in = inches

FIND OUT MORE, SCAN HERE

