



STARLIGHT MESH

S00731-P142







Men's chef jacket with mandarin collar made of cotton ripstop and Lycra® T400®, with excellent elastic and breathable properties, and with comfortable mesh fabric on the back and armhole, to amplify breathability. Double-breasted closure with snap buttons, foldable flap that can be fastened to the chest with a visible button, creating the effect of a tailored lapel and an innovative V-neck. Short sleeves with hem. Iconic shaped patch on the left shoulder, with tone-on-tone propeller embroidery, complete with pen pocket. Practical smartphone holder pocket on the waist.



COMPOSITION: 58% COTTON 42% ELASTOMULTIESTER | 100% POLYESTER
 APPEARANCE: RIPSTOP | MESH
 WEIGHT: 150 GR/MQ
 SIZES: XS-S-M-L-XL-XXL-3XL-4XL-5XL
 PACK: 1/20
 HS CODE: 62033310
 MADE IN: PK

COLORS

			
WHITE 0000	BORDEAUX 0400	KHAKI 11006	IRON GREY 13067



BLACK
14000



CHARACTERISTICS



COOLMAX



WASHING INSTRUCTIONS



CERTIFICATIONS



Sheet relating to the qualities and environmental characteristics of the product

% recycled material	-
Recyclability	-
Presence of plastic microfibres	Releases plastic microfibres into the environment during washing
Presence of hazardous substances	Does not contain hazardous substances
Weaving	CN CINA,PK PAKISTAN
Dyeing	CN CINA,PK PAKISTAN
Garment construction	PK PAKISTAN

Sheet relating to the qualities and environmental characteristics of the packaging

% recycled material	100
Recyclability	-
Presence of hazardous substances	Does not contain hazardous substances



Workleisure & Professional - Tops

International sizes		XXS	XS	S	M	L	XL	XXL	3XL	4XL	5XL
IT - DE		38/40	42/44	46/48	50	52	54	56/58	60/62	64/66	68/70
FR - ES		34/36	38/40	42/44	46	48	50	52/54	56/58	60/62	64/66
UK		30/31	33/34	36/38	39	41	42	44/46	47/48	50/52	53/55
Collar	(G) - cm	38	39	40	40	41	41	42,5	44	45	46
	(G) - in	15	15½	15¾	15¾	16	16	16¾	17¼	17¾	18
Chest	(A) - cm	77 - 81	84 - 88	91 - 95	96 - 100	101 - 105	106 - 110	112 - 116	120 - 124	128 - 132	136 - 140
	(A) - in	30 - 31	32 - 34	35 - 37	38 - 39	39 - 40	41 - 43	44 - 45	47 - 48	50 - 51	53 - 55
Waist	(B) - cm	66 - 70	73 - 76	80 - 84	85 - 88	89 - 92	94 - 98	100 - 105	108 - 113	116 - 120	124 - 128
	(B) - in	26 - 27	28 - 29	31 - 32	33 - 34	35 - 36	37 - 38	39 - 41	42 - 44	45 - 47	48 - 50
Height	(E) - cm	170/181			175/187			175/189			
	(E) - in	67/71			69/73			69/75			

cm = centimeters - in = inches

FIND OUT MORE, SCAN HERE

