



STARRED MESH LADY

S00706-P142







Women's chef jacket with mandarin collar made of cotton ripstop and Lycra® T400®, with excellent elastic and breathable properties, and with comfortable mesh fabric on the back and underarm, to amplify breathability. Double-breasted closure with snap buttons, foldable flap that can be fastened to the chest with a visible button, creating the effect of a tailored lapel and an innovative V-neck. Long sleeves with shirt cuffs, closed with a visible snap button. Iconic shaped patch on the left shoulder, with tone-on-tone propeller embroidery, complete with pen pocket. Practical smartphone holder pocket on the waist.



COMPOSITION: 58% COTTON 42% ELASTOMULTIESTER | 100%
POLYESTER
APPEARANCE: RIPSTOP | MESH
WEIGHT: 150 GR/MQ
SIZES: XS-S-M-L-XL-XXL
PACK: 1/20
HS CODE: 62043310
MADE IN: PK

COLORS

			
WHITE 0000	BORDEAUX 0400	KHAKI 11006	IRON GREY 13067



BLACK
14000



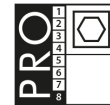
CHARACTERISTICS



COOLMAX



WASHING INSTRUCTIONS



CERTIFICATIONS



Sheet relating to the qualities and environmental characteristics of the product

% recycled material	-
Recyclability	-
Presence of plastic microfibres	Releases plastic microfibres into the environment during washing
Presence of hazardous substances	Does not contain hazardous substances
Weaving	CN CINA,PK PAKISTAN
Dyeing	CN CINA,PK PAKISTAN
Garment construction	PK PAKISTAN

Sheet relating to the qualities and environmental characteristics of the packaging

% recycled material	100
Recyclability	-
Presence of hazardous substances	Does not contain hazardous substances



Workleisure & Professional - Tops

International sizes		XS	S	M	L	XL	XXL	3XL	
IT		38/40	42	44	46	48/50	52/54	56/58	
FR - ES		34/36	38	40	42	44/46	48/50	52/54	
DE		32/34	36	38	40	42/44	46/48	50/52	
UK		6/8	10	12	14	16/18	20/22	24/26	
Collar	(G) - cm	37	38	39	40	41	42	43	
	(G) - in	14½	15	15½	15¾	16	16½	17	
Bust	(A) - cm	80 - 84	86 - 88	90 - 92	94 - 96	99 - 104	107 - 112	115 - 120	
	(A) - in	31 - 32	33 - 34	35 - 36	37 - 38	39 - 41	42 - 44	45 - 47	
Waist	(B) - cm	62 - 66	68 - 70	72 - 74	76 - 78	81 - 86	89 - 94	97 - 104	
	(B) - in	24 - 25	26 - 27	28 - 29	30 - 31	32 - 33	35 - 37	38 - 40	
Hips	(C) - cm	88 - 92	94 - 96	98 - 100	102 - 104	107 - 112	115 - 120	123 - 128	
	(C) - in	34 - 35	36 - 38	38 - 39	40 - 41	42 - 44	45 - 47	48 - 50	
Height	(E) - cm	160/175				168/185			
	(E) - in	63/69				66/73			

cm = centimeters - in = inches

FIND OUT MORE, SCAN HERE

