



CARGO 2.0

001404-0405



Multi-pocket trousers with elasticated waist and belt loops, zip and button closure. Triple seams on the crotch and inside leg, two classic front pockets, one left pocket with flap and one with secur-zip and covering flap, one right pocket with split flap closure for tape measure, two back pockets, one with closing flap.



COMPOSITION: 65% POLYESTER + 35% COTTON

APPEARANCE: TWILL

WEIGHT: 260 GR/MQ





SIZES: XS-S-M-L-XL-XXL-3XL

PACK: 1/20

HS CODE: 62034311

MADE IN: PK

COLORS

			
RED 03000	NAVY BLUE 08007	ROYAL BLUE 09000	SMOKE 13007



BLACK
14000



CHARACTERISTICS



WASHING INSTRUCTIONS



CERTIFICATIONS



Sheet relating to the qualities and environmental characteristics of the product

% recycled material	-
Recyclability	-
Presence of plastic microfibres	Releases plastic microfibres into the environment during washing
Presence of hazardous substances	Does not contain hazardous substances
Weaving	PK PAKISTAN
Dyeing	PK PAKISTAN
Garment construction	PK PAKISTAN

Sheet relating to the qualities and environmental characteristics of the packaging

% recycled material	100
Recyclability	-
Presence of hazardous substances	Does not contain hazardous substances



Casual&Workwear - Bottoms

International sizes	XXS		XS		S		M		L		XL		XXL		3XL		4XL		5XL		
IT - DE	36	38	40	42	44	46	48	50	52	54	56	58	60	62	64	66	68	70	72	74	
FR - ES	32	34	36	38	40	42	44	46	48	50	52	54	56	58	60	62	64	66	68	70	
UK - US	25	27	28	29	30	32	33	34	36	38	40	41	43	45	46	48	49	51	52	54	
Waist	(B) - cm	64	68	72	74	76	80	84	88	92	96	100	104	108	112	116	120	124	128	132	136
	(B) - in	25	27	28	29	30	32	33	34	36	38	40	41	43	45	46	48	49	51	52	54
Hips	(C) - cm	80	84	88	90	92	96	100	104	108	112	116	120	124	128	132	136	140	144	148	152
	(C) - in	31	33	34	35	36	38	39	41	42	44	46	47	49	50	52	53	55	56	58	59
Inside leg	(D) - cm	82	82	84	84	85	85	86	86	87	87	88	88	88	88	88	89	89	89	89	89
	(D) - in	32	32	33	33	33	33	33	33	34	34	34	34	34	34	34	34	35	35	35	35
Height	(E) - cm	170/181						175/187						175/189							
	(E) - in	67/71						69/73						69/75							

FIND OUT MORE, SCAN HERE

